




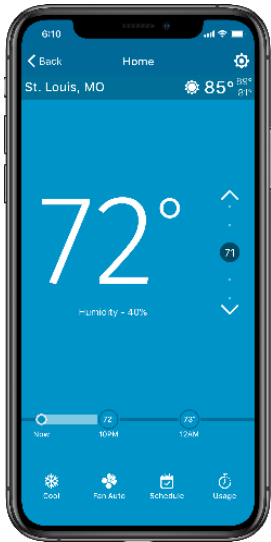
COPELAND

Sensi Smart Thermostats

New Feature: Contractor Mode



Sensi Smart Thermostats deliver an award-winning customer experience



4.6 stars
64k reviews



4.4 stars
6k reviews

Media Accolades

bobvila **Mashable**

RollingStone




GEARHUNGRY

DESIGNING SPACES

'Best Value' & 'Best Overall' Smart Thermostat by USA Today's Reviewed.com



ENERGY STAR Partner of the Year 2020



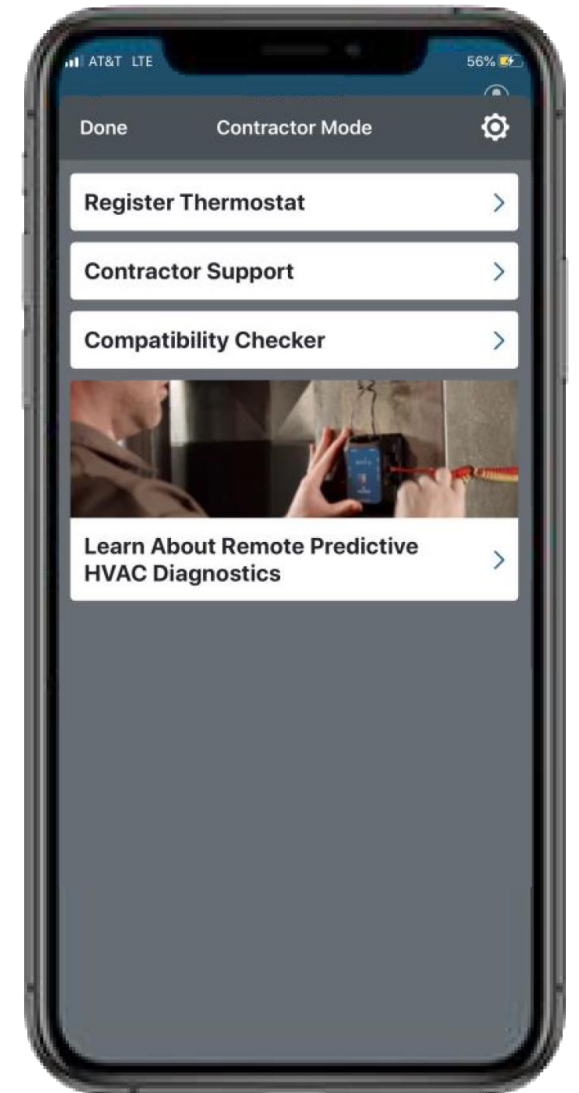
Introducing Contractor Mode now available in the Sensi app

With Contractor Mode, you can scan Sensi Smart Thermostats with your smartphone—making the installation process quicker and easier.

Contractors can increase the number of loyal customers for regular HVAC maintenance, seasonal checkups and new equipment by using Contractor Mode.

Scan every Sensi thermostat to get your name in front of customers, right when they need you:

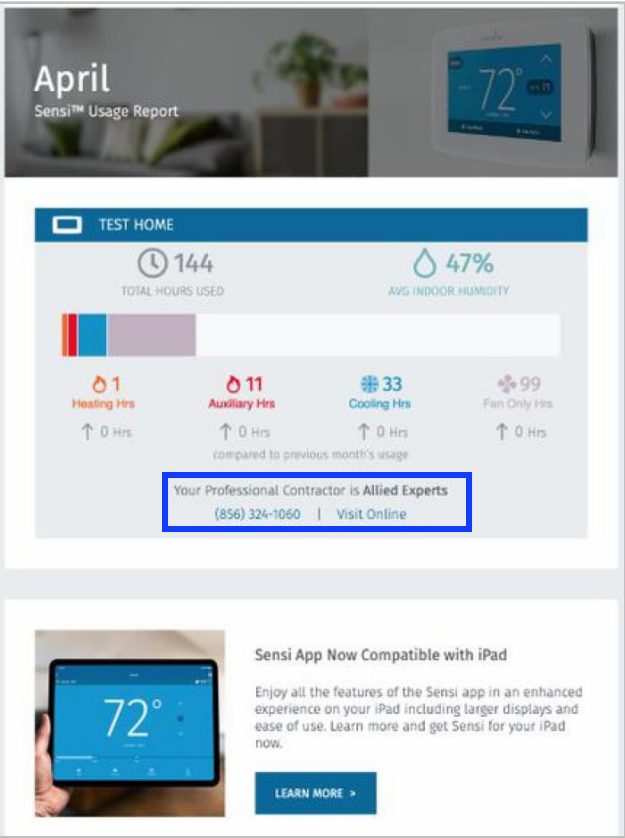
- Monthly Usage Reports
- Service Reminders
- Smart Alerts
- In-app



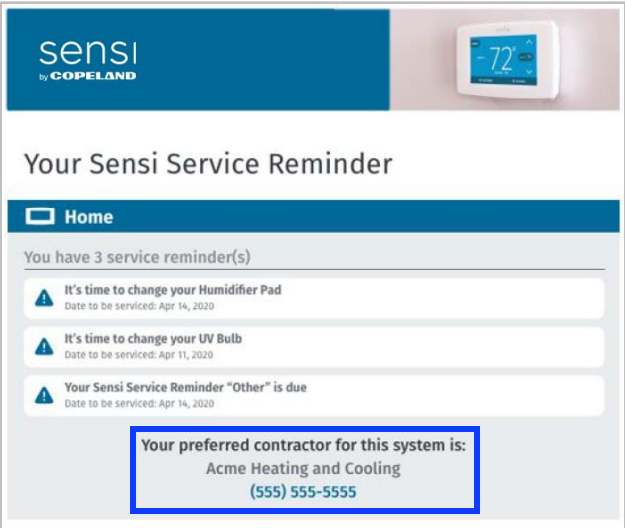
Contractor Mode provides an easy way to add contractor information and connect to every customer

Multiple customer touchpoints, right when they need you

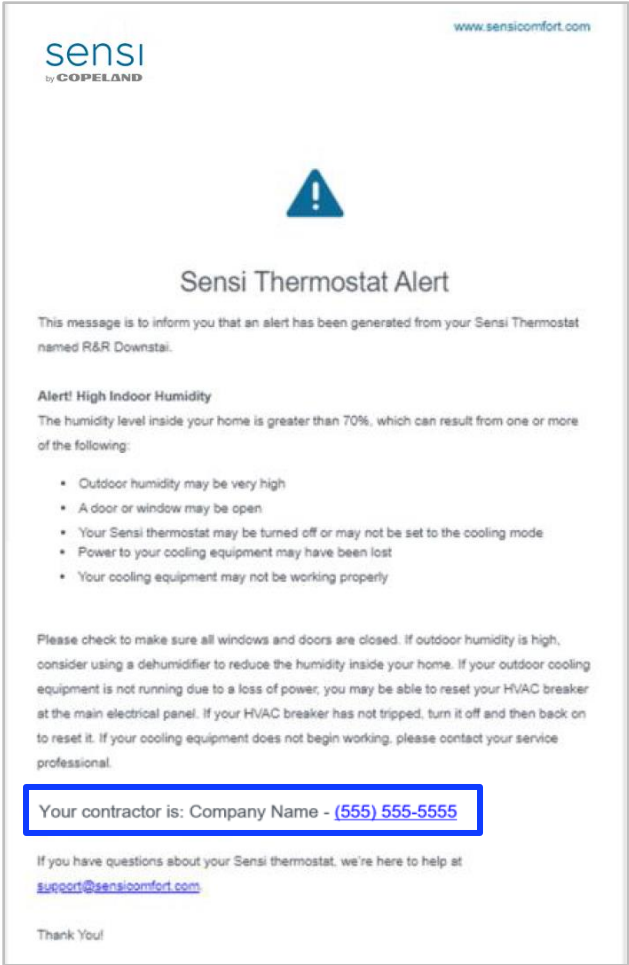
Usage Reports



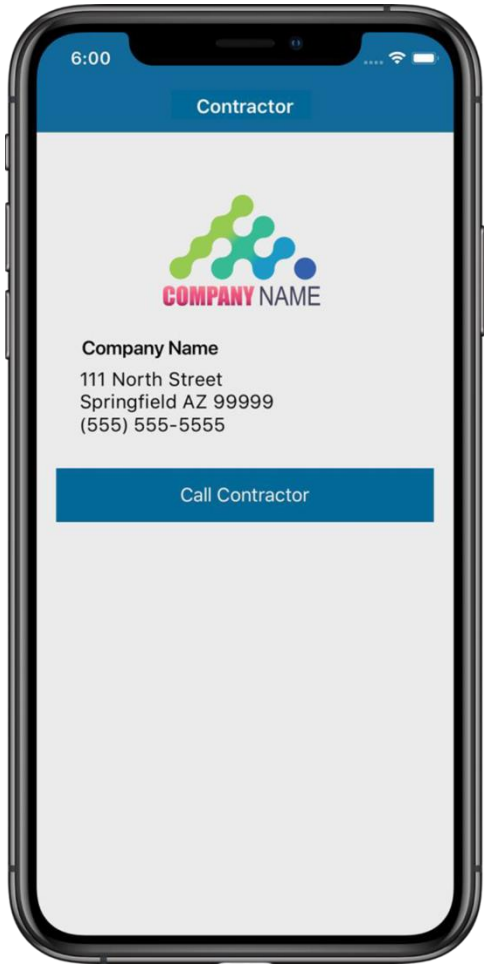
Service Reminders



Smart Alerts



Sensi App



Contractor mode puts your name in front of customers multiple times to develop loyalty for future sales opportunity

Here's how it works

1

Download the Sensi app to your Android or iOS device



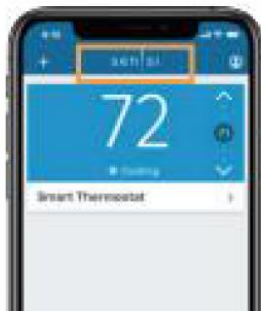
2

Sign in to your existing Sensi account or follow the on-screen instructions to create a new account



3

Press and hold the Sensi logo at the top of your screen for five seconds



4

When the **Enable Contractor Mode** prompt pops up, select **OK**



5

Select **Contractor Mode** now at the top of your screen



6

Tap **Register Thermostat**



7

Scan the bar code on the back of the Sensi thermostat



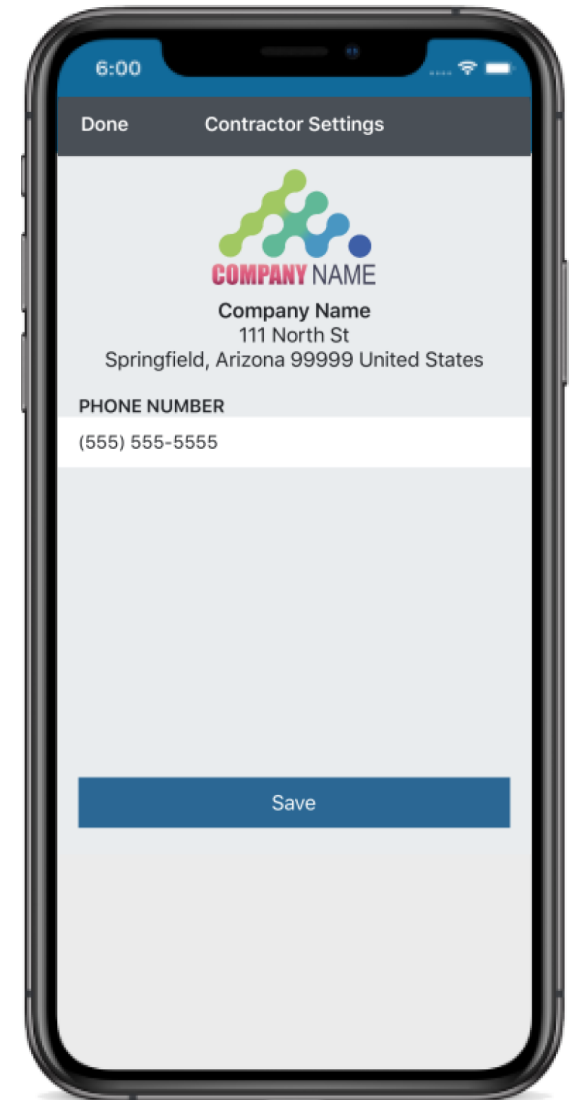
The scanner allows you to register multiple thermostats at one time. Scan and register all your Sensi thermostats at once to reduce your techs time on the job.



Scan, Install & Connect – Connecting to your customers has never been easier

Contractor mode saves your phone number so you only need to enter it once

- The first time you access Contractor Mode, you will need to enter your registered phone number
- Your phone number will be saved in Contractor Mode
- Now, every time you scan a Sensi thermostat, your contact information will automatically link to your customer

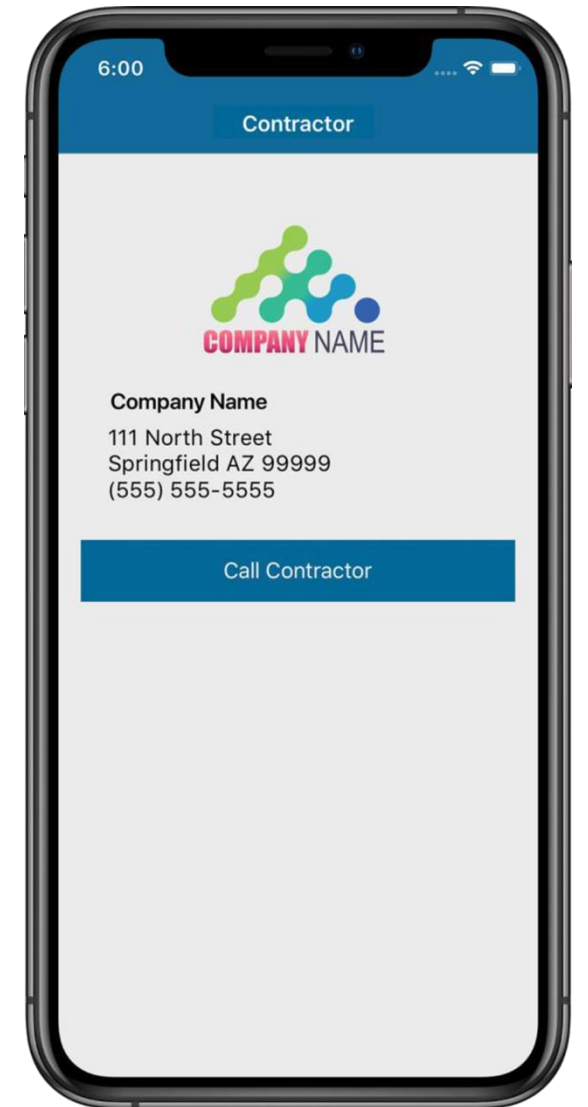


Sensi Partners are just a tap away when a customer needs service

Join an exclusive group of thousands of HVAC professionals to take advantage of program benefits:

- Connect to customers
- Drive new homeowner leads
- Access to marketing resource center
- Technical product training
- Technical support 7 days/week

Learn more about the program benefits at www.sensi.copeland.com/en-us/for-professionals/sensi-partner-program



Become a Sensi Partner today at www.sensiregistration.com

See what the pros are saying about Sensi



“Every new install we do is a Sensi thermostat. My guys think they’re easy to install. There’s no reason to carry any other kind.”

Derek Cole

General Manager,
One Hour Heating & Air Conditioning,
Laurinburg, NC



“Copeland is a leader in our industry. They created the Wi-Fi thermostat for the contractor that is going to work for the homeowner.”

Jane Molina & Joy Williams

Owners, Williams Heating & Cooling,
St. Louis, MO



“Sensi is the go-to product you can recommend easily and know it’s going to go well for that customer.”

Ted Konechne

VP of HVAC Support, L&S Mechanical,
Richardson, TX

Contractor Mode – FAQs

Why should I use Contractor Mode?

Contractor mode provides easy access to register Sensi thermostats to your company, contractor support and system compatibility checker.

Why should I register thermostats in Contractor Mode?

When you register every Sensi thermostat, it puts your company name in front of customers right when they need you.

Where will my customers see my company contract information?

By linking every Sensi thermostat, your contact information will appear in the Sensi app under 'Contractor Info', smart alerts, service reminders, and monthly usage reports.

How do I access Contractor Mode?

In the Sensi app, long press for 5 seconds on the Sensi logo at the top of the thermostat card screen. Press 'Ok' to enable Contractor Mode. Next, tap 'Contractor Mode' at the top of the screen. Then, add your registered company phone number for the Sensi Partner Program and press 'Save'. If you are not a Sensi Partner, select 'Become a Sensi Partner' to register your company.

Contractor Mode – FAQs

Do I need to add my phone number every time I use Contractor Mode?

You only need to add your phone number the first time you use contractor mode. It will automatically save your phone number for the next time you use Contractor Mode.

How do I register thermostats in Contractor Mode?

Once you are in Contractor Mode, select 'Register Thermostat'. A scanner will be enabled on your device. Next, scan the barcode under the MAC ID on the sticker on the back of any Sensi thermostat.

How do I get out of Contractor Mode?

While you are in Contractor Mode, select the Settings gear icon in the top right corner, then select 'Remove Contractor Mode'.

When is Contractor Mode available?

Contractor mode is available today.